


The Walsall Canal Trail

wow
wild over waterways



250 years ago, canals were the only way of moving heavy cargo around the country. The Walsall Canal was built to deliver raw materials such as coal and grain to Walsall, and to carry goods away.


Imagine your job is to deliver iron ore and wheat.

Why don't you...

...follow this trail and make rubbings of the trail markers along the way.

You will need: 4 sheets of thin paper and a large wax crayon.

To do: place the paper on the rubbing. Rub hard with the crayon until a shape appears.



The Walsall Canal Trail

Your life as a boatman is very hard. You often travel from Walsall to Birmingham and back in a day, which takes about 16 hours!

Start here

The New Art Gallery

Stop 1:
Gauging
Narrows

Remember the water
is deep so Stay Away
From the Edge.

Stop 2:
Bradford
Ironworks
Chimney

Don't forget
to walk over
the bridge

Access
Point

Bridgeman Street

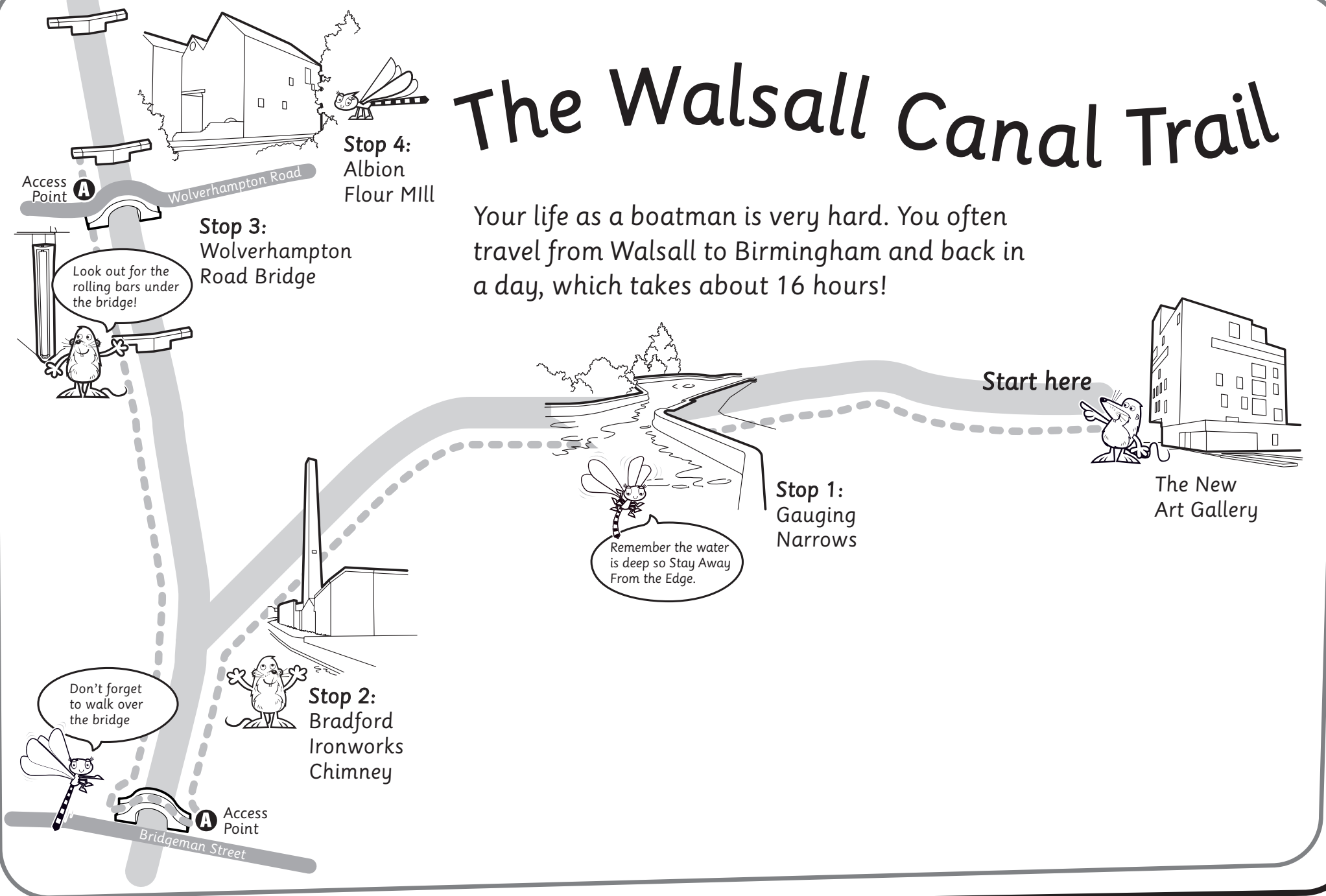
Stop 4:
Albion
Flour Mill

Stop 3:
Wolverhampton
Road Bridge

Look out for the
rolling bars
under the
bridge!

Access
Point

Wolverhampton Road



Stop 1: The Gauging Narrows

First you must pay a toll to use the canal.

Can you spot where the canal narrows to the width of one boat? This is where the toll clerk measured the height between the water level and the deck of the boat. From this he could work out the weight of the cargo and how much people had to pay.

Fill in your canal toll ticket

Walsall Canal Toll Ticket

Boat Name: _____

Steerer _____

Owner _____

Loaded at: _____ Date: _____


To: _____ Miles: _____

Tonnes	Cargo	£	p
22	Coal	0.88	

Stop 2: The Ironworks Chimney

Your first cargo of iron ore must be delivered to the iron foundry.

Look for a tall brick chimney. The name of the owner of the foundry is on the chimney.




Stop 3: Wolverhampton Road Bridge

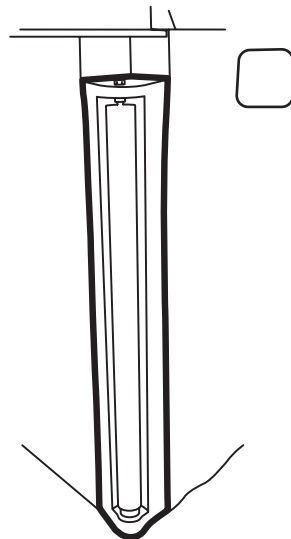
Your second delivery is wheat.

Canal boats were towed by horses. On your way to the flour mill can you spot:

Bollards to moor boats alongside locks or wharves?



Roller bars that protected the bridge from damage by towing ropes?



Stop 4: Albion Flour Mill

You've arrived at the flour mill.

Can you help damselfly find the way to the wharf where the wheat is unloaded?



Well done!

You have successfully completed your tasks.

Why not do another trail?

Find them on www.wow4water.net/midlands